



Location: CMA1b - Oil St Community Liaison Centre

Report on 24-hour TSP monitoring

Action Level ($\mu\text{g}/\text{m}^3$) - 176.7

Limit Level ($\mu\text{g}/\text{m}^3$) - 260

| Date | Sampling Time | Weather Condition | Filter paper no. | Filter Weight, g | | Elapse Time, hr | | Sampling Time, hr | Flow Rate, m^3/min | | | Total Volume, m^3 | TSP Level, $\mu\text{g}/\text{m}^3$ |
|-----------|---------------|-------------------|------------------|------------------|--------|-----------------|---------|-------------------|------------------------------------|-----------------|---------|----------------------------|-------------------------------------|
| | | | | Initial | Final | Initial | Final | | Initial, Q_{si} | Final, Q_{sf} | Average | | |
| 2/8/2011* | 14:02 | Fine | 000931 | 2.7784 | 2.8992 | 9650.66 | 9674.65 | 23.99 | 1.24 | 1.24 | 1.24 | 1781 | 67 |
| 6/8/2011 | 8:00 | Sunny | 000946 | 2.7627 | 2.9031 | 9677.64 | 9701.65 | 24.01 | 1.24 | 1.24 | 1.24 | 1783 | 79 |
| 12/8/2011 | 8:00 | Sunny | 000924 | 2.8012 | 2.8933 | 9704.60 | 9728.60 | 24.00 | 1.24 | 1.24 | 1.24 | 1786 | 52 |
| 18/8/2011 | 8:00 | Sunny | 000959 | 2.8025 | 2.8717 | 9731.60 | 9755.04 | 23.44 | 1.24 | 1.24 | 1.24 | 1745 | 40 |
| 24/8/2011 | 8:00 | Fine | 000741 | 2.7562 | 2.9104 | 9758.04 | 9782.03 | 23.99 | 1.18 | 1.18 | 1.18 | 1704 | 90 |

* Due to lack of electricity supply, 24-hr TSP rescheduled from 1 Aug 2011 to 2 Aug 2011

Report on 1-hour TSP monitoring

Action Level ($\mu\text{g}/\text{m}^3$) - 320.1

Limit Level ($\mu\text{g}/\text{m}^3$) - 500

| Date | Sampling Time | Weather Condition | Filter paper no. | Filter Weight, g | | Elapse Time, hr | | Sampling Time, hr | Flow Rate, m^3/min | | | Total Volume, m^3 | TSP Level, $\mu\text{g}/\text{m}^3$ |
|-----------|---------------|-------------------|------------------|------------------|--------|-----------------|---------|-------------------|------------------------------------|-----------------|---------|----------------------------|-------------------------------------|
| | | | | Initial | Final | Initial | Final | | Initial, Q_{si} | Final, Q_{sf} | Average | | |
| 2/8/2011 | 9:02 | Fine | 000876 | 2.8372 | 2.8438 | 9674.65 | 9675.65 | 1.00 | 1.28 | 1.24 | 1.26 | 76 | 87 |
| 2/8/2011 | 10:07 | Fine | 000852 | 2.7774 | 2.7856 | 9675.65 | 9676.65 | 1.00 | 1.28 | 1.24 | 1.26 | 76 | 108 |
| 2/8/2011 | 13:00 | Fine | 000853 | 2.7834 | 2.7935 | 9676.65 | 9677.65 | 1.00 | 1.24 | 1.24 | 1.24 | 74 | 136 |
| 8/8/2011 | 9:35 | Fine | 000821 | 2.8189 | 2.8236 | 9701.65 | 9702.65 | 1.00 | 1.06 | 1.09 | 1.06 | 64 | 74 |
| 8/8/2011 | 10:52 | Fine | 000923 | 2.8370 | 2.8404 | 9702.65 | 9703.60 | 0.95 | 1.20 | 1.17 | 1.18 | 67 | 50 |
| 8/8/2011 | 13:00 | Fine | 000926 | 2.7646 | 2.7689 | 9703.60 | 9704.60 | 1.00 | 1.19 | 1.15 | 1.17 | 70 | 61 |
| 13/8/2011 | 8:36 | Sunny | 000867 | 2.7507 | 2.7575 | 9728.60 | 9729.60 | 1.00 | 1.06 | 1.06 | 1.06 | 64 | 107 |
| 13/8/2011 | 9:53 | Sunny | 000868 | 2.7561 | 2.7639 | 9729.60 | 9730.60 | 1.00 | 1.20 | 1.17 | 1.18 | 71 | 110 |
| 13/8/2011 | 13:00 | Sunny | 000960 | 2.8243 | 2.8326 | 9730.60 | 9731.60 | 1.00 | 1.20 | 1.15 | 1.17 | 70 | 118 |
| 19/8/2011 | 8:45 | Sunny | 000970 | 2.8155 | 2.8242 | 9755.04 | 9756.04 | 1.00 | 1.22 | 1.22 | 1.22 | 73 | 119 |
| 19/8/2011 | 9:50 | Sunny | 000743 | 2.7735 | 2.7790 | 9756.04 | 9757.04 | 1.00 | 1.20 | 1.20 | 1.20 | 72 | 77 |
| 19/8/2011 | 10:53 | Sunny | 000742 | 2.7769 | 2.7822 | 9757.04 | 9758.04 | 1.00 | 1.20 | 1.20 | 1.20 | 72 | 74 |
| 25/8/2011 | 9:06 | Fine | 001025 | 2.8325 | 2.8559 | 9782.03 | 9783.03 | 1.00 | 1.28 | 1.19 | 1.23 | 74 | 317 |
| 25/8/2011 | 10:12 | Fine | 001027 | 2.7882 | 2.8048 | 9783.03 | 9784.03 | 1.00 | 1.30 | 1.19 | 1.24 | 75 | 223 |
| 25/8/2011 | 13:00 | Fine | 001029 | 2.7717 | 2.7830 | 9784.03 | 9785.03 | 1.00 | 1.21 | 1.19 | 1.20 | 72 | 157 |



Location: CMA2a - Causeway Bay Community Centre

Report on 24-hour TSP monitoring

Action Level ($\mu\text{g}/\text{m}^3$) - 169.5

Limit Level ($\mu\text{g}/\text{m}^3$) - 260

| Date | Sampling Time | Weather Condition | Filter paper no. | Filter Weight, g | | Elapse Time, hr | | Sampling Time, hr | Flow Rate, m^3/min | | | Total Volume, m^3 | TSP Level, $\mu\text{g}/\text{m}^3$ |
|------------|---------------|-------------------|------------------|------------------|--------|-----------------|----------|-------------------|------------------------------------|-----------------|---------|----------------------------|-------------------------------------|
| | | | | Initial | Final | Initial | Final | | Initial, Q_{si} | Final, Q_{sf} | Average | | |
| 1/8/2011 | 8:00 | Fine | 000934 | 2.7861 | 2.8850 | 14123.91 | 14147.90 | 23.99 | 1.29 | 1.29 | 1.29 | 1854 | 53 |
| 6/8/2011 | 8:00 | Sunny | 000855 | 2.7628 | 2.8409 | 14150.90 | 14174.90 | 24.00 | 1.33 | 1.33 | 1.33 | 1910 | 41 |
| 12/8/2011 | 8:00 | Sunny | 000925 | 2.7730 | 2.8292 | 14177.90 | 14201.90 | 24.00 | 1.33 | 1.33 | 1.33 | 1913 | 29 |
| 19/8/2011* | 12:15 | Sunny | 001112 | 2.8116 | 2.8752 | 14207.90 | 14231.90 | 24.00 | 1.33 | 1.33 | 1.33 | 1914 | 33 |
| 24/8/2011 | 8:00 | Fine | 001150 | 2.7496 | 2.8748 | 14231.90 | 14255.90 | 24.00 | 1.41 | 1.41 | 1.41 | 2037 | 61 |

* Due to lack of electricity supply, 24-hr TSP rescheduled from 18 Aug 2011 to 19 Aug 2011

Report on 1-hour TSP monitoring

Action Level ($\mu\text{g}/\text{m}^3$) - 323.4

Limit Level ($\mu\text{g}/\text{m}^3$) - 500

| Date | Sampling Time | Weather Condition | Filter paper no. | Filter Weight, g | | Elapse Time, hr | | Sampling Time, hr | Flow Rate, m^3/min | | | Total Volume, m^3 | TSP Level, $\mu\text{g}/\text{m}^3$ |
|-----------|---------------|-------------------|------------------|------------------|--------|-----------------|----------|-------------------|------------------------------------|-----------------|---------|----------------------------|-------------------------------------|
| | | | | Initial | Final | Initial | Final | | Initial, Q_{si} | Final, Q_{sf} | Average | | |
| 2/8/2011 | 8:54 | Fine | 000875 | 2.8496 | 2.8560 | 14147.90 | 14148.90 | 1.00 | 1.33 | 1.33 | 1.33 | 80 | 80 |
| 2/8/2011 | 9:57 | Fine | 000872 | 2.7527 | 2.7593 | 14148.90 | 14149.90 | 1.00 | 1.33 | 1.33 | 1.33 | 80 | 83 |
| 2/8/2011 | 13:00 | Fine | 000854 | 2.7843 | 2.7915 | 14149.90 | 14150.90 | 1.00 | 1.33 | 1.33 | 1.33 | 80 | 90 |
| 8/8/2011 | 9:20 | Fine | 000820 | 2.7950 | 2.8036 | 14174.90 | 14175.90 | 1.00 | 1.33 | 1.33 | 1.33 | 80 | 108 |
| 8/8/2011 | 10:40 | Fine | 000722 | 2.8066 | 2.8131 | 14175.90 | 14176.90 | 1.00 | 1.33 | 1.33 | 1.33 | 80 | 82 |
| 8/8/2011 | 13:00 | Fine | 000927 | 2.7661 | 2.7701 | 14176.90 | 14177.90 | 1.00 | 1.33 | 1.33 | 1.33 | 80 | 50 |
| 13/8/2011 | 8:48 | Sunny | 000601 | 2.7799 | 2.7882 | 14201.90 | 14202.90 | 1.00 | 1.33 | 1.33 | 1.33 | 80 | 104 |
| 13/8/2011 | 10:04 | Sunny | 000869 | 2.7396 | 2.7474 | 14202.90 | 14203.90 | 1.00 | 1.33 | 1.33 | 1.33 | 80 | 98 |
| 13/8/2011 | 13:00 | Sunny | 000870 | 2.7395 | 2.7473 | 14203.90 | 14204.90 | 1.00 | 1.33 | 1.33 | 1.33 | 80 | 98 |
| 19/8/2011 | 8:53 | Sunny | 000958 | 2.7956 | 2.8031 | 14204.91 | 14205.91 | 1.00 | 1.33 | 1.33 | 1.33 | 80 | 94 |
| 19/8/2011 | 9:56 | Sunny | 000744 | 2.7833 | 2.7857 | 14205.91 | 14206.91 | 1.00 | 1.33 | 1.33 | 1.33 | 76 | 32 |
| 19/8/2011 | 11:00 | Sunny | 000745 | 2.7839 | 2.7856 | 14206.91 | 14207.91 | 1.00 | 1.33 | 1.33 | 1.33 | 60 | 28 |
| 25/8/2011 | 8:56 | Fine | 001024 | 2.8158 | 2.8255 | 14255.90 | 14256.90 | 1.00 | 1.42 | 1.42 | 1.42 | 85 | 114 |
| 25/8/2011 | 10:01 | Fine | 001026 | 2.7759 | 2.7928 | 14256.90 | 14257.90 | 1.00 | 1.37 | 1.42 | 1.39 | 84 | 202 |
| 25/8/2011 | 13:00 | Fine | 001028 | 2.7826 | 2.7933 | 14257.90 | 14258.90 | 1.00 | 1.35 | 1.42 | 1.39 | 83 | 129 |



Location: CMA3a - CWB PRE Site Office Area

Report on 24-hour TSP monitoring
 Action Level ($\mu\text{g}/\text{m}^3$) - 171
 Limit Level ($\mu\text{g}/\text{m}^3$) - 260

| Date | Sampling Time | Weather Condition | Filter paper no. | Filter Weight, g | | Elapse Time, hr | | Sampling Time, hr | Flow Rate, m^3/min | | | Total Volume, m^3 | TSP Level, $\mu\text{g}/\text{m}^3$ |
|-----------|---------------|-------------------|------------------|------------------|--------|-----------------|----------|-------------------|------------------------------------|-----------------|---------|----------------------------|-------------------------------------|
| | | | | Initial | Final | Initial | Final | | Initial, Q_{si} | Final, Q_{sf} | Average | | |
| 1/8/2011 | 8:00 | Fine | 001004 | 2.7806 | 2.8980 | 9956.64 | 9980.64 | 24.00 | 1.46 | 1.47 | 1.46 | 2106 | 56 |
| 6/8/2011 | 8:00 | Fine | 000862 | 2.7578 | 2.8495 | 9983.64 | 10007.64 | 24.00 | 1.46 | 1.46 | 1.46 | 2106 | 44 |
| 12/8/2011 | 8:00 | Sunny | 001106 | 2.7988 | 2.8769 | 10010.65 | 10034.65 | 24.00 | 1.47 | 1.47 | 1.47 | 2111 | 37 |
| 18/8/2011 | 8:00 | Sunny | 001113 | 2.7832 | 2.8548 | 10037.65 | 10061.64 | 23.99 | 1.44 | 1.44 | 1.44 | 2070 | 35 |
| 24/8/2011 | 8:00 | Fine | 001078 | 2.7895 | 2.9081 | 10064.64 | 10088.64 | 24.00 | 1.36 | 1.36 | 1.36 | 1955 | 61 |

Report on 1-hour TSP monitoring
 Action Level ($\mu\text{g}/\text{m}^3$) - 311.3
 Limit Level ($\mu\text{g}/\text{m}^3$) - 500

| Date | Sampling Time | Weather Condition | Filter paper no. | Filter Weight, g | | Elapse Time, hr | | Sampling Time, hr | Flow Rate, m^3/min | | | Total Volume, m^3 | TSP Level, $\mu\text{g}/\text{m}^3$ |
|-----------|---------------|-------------------|------------------|------------------|--------|-----------------|----------|-------------------|------------------------------------|-----------------|---------|----------------------------|-------------------------------------|
| | | | | Initial | Final | Initial | Final | | Initial, Q_{si} | Final, Q_{sf} | Average | | |
| 2/8/2011 | 10:00 | Fine | 000941 | 2.7841 | 2.8028 | 9980.64 | 9981.64 | 1.00 | 1.35 | 1.35 | 1.35 | 81 | 231 |
| 2/8/2011 | 13:00 | Fine | 000945 | 2.7670 | 2.7784 | 9981.64 | 9982.64 | 1.00 | 1.35 | 1.35 | 1.35 | 81 | 141 |
| 2/8/2011 | 14:48 | Fine | 000858 | 2.7679 | 2.7753 | 9982.64 | 9983.64 | 1.00 | 1.35 | 1.35 | 1.35 | 81 | 91 |
| 8/8/2011 | 9:33 | Fine | 001101 | 2.7816 | 2.7842 | 10007.64 | 10008.64 | 1.00 | 1.35 | 1.35 | 1.35 | 81 | 32 |
| 8/8/2011 | 10:37 | Fine | 001102 | 2.7897 | 2.7955 | 10008.64 | 10009.64 | 1.00 | 1.35 | 1.35 | 1.35 | 81 | 72 |
| 8/8/2011 | 14:00 | Fine | 001105 | 2.7932 | 2.7981 | 10009.64 | 10010.64 | 1.00 | 1.35 | 1.35 | 1.35 | 81 | 61 |
| 13/8/2011 | 8:31 | Sunny | 001118 | 2.8283 | 2.8357 | 10034.65 | 10035.65 | 1.00 | 1.35 | 1.35 | 1.35 | 81 | 92 |
| 13/8/2011 | 9:35 | Sunny | 001109 | 2.8025 | 2.8092 | 10035.65 | 10036.65 | 1.00 | 1.35 | 1.35 | 1.35 | 81 | 83 |
| 13/8/2011 | 10:38 | Sunny | 001117 | 2.7971 | 2.8048 | 10036.65 | 10037.65 | 1.00 | 1.35 | 1.35 | 1.35 | 81 | 95 |
| 19/8/2011 | 8:25 | Sunny | 001082 | 2.7847 | 2.7886 | 10061.64 | 10062.64 | 1.00 | 1.35 | 1.35 | 1.35 | 81 | 48 |
| 19/8/2011 | 9:29 | Sunny | 001083 | 2.8050 | 2.8108 | 10062.64 | 10063.64 | 1.00 | 1.35 | 1.35 | 1.35 | 81 | 72 |
| 19/8/2011 | 10:33 | Sunny | 001075 | 2.7938 | 2.7988 | 10063.64 | 10064.64 | 1.00 | 1.35 | 1.35 | 1.35 | 81 | 62 |
| 25/8/2011 | 10:50 | Cloudy | 001162 | 2.7380 | 2.7474 | 10088.64 | 10089.64 | 1.00 | 1.41 | 1.41 | 1.41 | 85 | 111 |
| 25/8/2011 | 15:10 | Cloudy | 001161 | 2.7251 | 2.7380 | 10089.64 | 10090.64 | 1.00 | 1.41 | 1.41 | 1.41 | 85 | 152 |
| 25/8/2011 | 16:15 | Cloudy | 001160 | 2.7475 | 2.7587 | 10090.64 | 10091.64 | 1.00 | 1.41 | 1.41 | 1.41 | 85 | 132 |



Location: CMA4a - SPCA

Report on 24-hour TSP monitoring

Action Level ($\mu\text{g}/\text{m}^3$) - 171.2

Limit Level ($\mu\text{g}/\text{m}^3$) - 260

| Date | Sampling Time | Weather Condition | Filter paper no. | Filter Weight, g | | Elapse Time, hr | | Sampling Time, hr | Flow Rate, m^3/min | | | Total Volume, m^3 | TSP Level, $\mu\text{g}/\text{m}^3$ |
|-----------|---------------|-------------------|------------------|------------------|--------|-----------------|----------|-------------------|------------------------------------|-----------------|---------|----------------------------|-------------------------------------|
| | | | | Initial | Final | Initial | Final | | Initial, Q_{si} | Final, Q_{sf} | Average | | |
| 1/8/2011 | 8:00 | Fine | 000991 | 2.7708 | 2.8554 | 13558.28 | 13582.28 | 24.00 | 1.03 | 1.03 | 1.03 | 1487 | 57 |
| 8/8/2011* | 8:00 | Fine | 001119 | 2.8217 | 2.8719 | 13636.27 | 13660.26 | 23.99 | 1.03 | 1.03 | 1.03 | 1488 | 34 |
| 12/8/2011 | 8:00 | Sunny | 001100 | 2.8013 | 2.8704 | 13660.26 | 13684.26 | 24.00 | 1.04 | 1.04 | 1.04 | 1491 | 46 |
| 18/8/2011 | 8:00 | Sunny | 001115 | 2.8047 | 2.8488 | 13687.56 | 13711.56 | 24.00 | 1.09 | 1.09 | 1.09 | 1569 | 28 |
| 24/8/2011 | 8:00 | Fine | 001079 | 2.7904 | 2.9056 | 13714.26 | 13738.26 | 24.00 | 1.12 | 1.12 | 1.12 | 1613 | 71 |

* Due to lack of electricity supply, 24-hr TSP rescheduled from 6 Aug 2011 to 8 Aug 2011

Report on 1-hour TSP monitoring

Action Level ($\mu\text{g}/\text{m}^3$) - 312.5

Limit Level ($\mu\text{g}/\text{m}^3$) - 500

| Date | Sampling Time | Weather Condition | Filter paper no. | Filter Weight, g | | Elapse Time, hr | | Sampling Time, hr | Flow Rate, m^3/min | | | Total Volume, m^3 | TSP Level, $\mu\text{g}/\text{m}^3$ |
|-----------|---------------|-------------------|------------------|------------------|--------|-----------------|----------|-------------------|------------------------------------|-----------------|---------|----------------------------|-------------------------------------|
| | | | | Initial | Final | Initial | Final | | Initial, Q_{si} | Final, Q_{sf} | Average | | |
| 2/8/2011 | 9:08 | Fine | 000940 | 2.7725 | 2.7774 | 13582.28 | 13583.28 | 1.00 | 1.09 | 1.09 | 1.09 | 65 | 75 |
| 2/8/2011 | 13:00 | Fine | 000948 | 2.7595 | 2.7676 | 13583.28 | 13584.28 | 1.00 | 1.09 | 1.09 | 1.09 | 65 | 124 |
| 2/8/2011 | 14:37 | Fine | 000856 | 2.7484 | 2.7556 | 13584.28 | 13585.28 | 1.00 | 1.09 | 1.09 | 1.09 | 65 | 110 |
| 8/8/2011 | 9:17 | Fine | 001120 | 2.7916 | 2.7959 | 13633.27 | 13634.27 | 1.00 | 1.09 | 1.09 | 1.09 | 65 | 66 |
| 8/8/2011 | 10:23 | Fine | 001103 | 2.8020 | 2.8063 | 13634.27 | 13635.27 | 1.00 | 1.09 | 1.09 | 1.09 | 65 | 66 |
| 8/8/2011 | 13:00 | Fine | 001104 | 2.7948 | 2.7977 | 13635.27 | 13636.27 | 1.00 | 1.09 | 1.09 | 1.09 | 65 | 44 |
| 13/8/2011 | 8:17 | Sunny | 001107 | 2.8141 | 2.8223 | 13684.26 | 13685.26 | 1.00 | 1.09 | 1.09 | 1.09 | 65 | 126 |
| 13/8/2011 | 9:20 | Sunny | 001108 | 2.8159 | 2.8245 | 13685.26 | 13686.26 | 1.00 | 1.09 | 1.09 | 1.09 | 65 | 132 |
| 13/8/2011 | 10:22 | Sunny | 001116 | 2.8271 | 2.8368 | 13686.26 | 13687.26 | 1.00 | 1.09 | 1.09 | 1.09 | 65 | 149 |
| 19/8/2011 | 8:11 | Sunny | 001081 | 2.7901 | 2.7923 | 13711.26 | 13712.26 | 1.00 | 1.09 | 1.09 | 1.09 | 65 | 34 |
| 19/8/2011 | 9:16 | Sunny | 001080 | 2.7780 | 2.7800 | 13712.26 | 13713.26 | 1.00 | 1.09 | 1.09 | 1.09 | 65 | 31 |
| 19/8/2011 | 10:21 | Sunny | 001074 | 2.7832 | 2.7857 | 13713.26 | 13714.26 | 1.00 | 1.09 | 1.09 | 1.09 | 65 | 38 |
| 25/8/2011 | 15:45 | Cloudy | 001155 | 2.7301 | 2.7383 | 13738.25 | 13739.25 | 1.00 | 1.17 | 1.12 | 1.15 | 69 | 119 |
| 25/8/2011 | 16:50 | Cloudy | 001156 | 2.7345 | 2.7432 | 13739.25 | 13740.25 | 1.00 | 1.17 | 1.15 | 1.16 | 69 | 125 |
| 25/8/2011 | 17:55 | Cloudy | 001157 | 2.7292 | 2.7369 | 13740.25 | 13741.25 | 1.00 | 1.17 | 1.16 | 1.16 | 69 | 111 |



Location: CMA5a - Children Garden opposite to Pedestrian Plaza

Report on 24-hour TSP monitoring
Action Level ($\mu\text{g}/\text{m}^3$) - 181
Limit Level ($\mu\text{g}/\text{m}^3$) - 260

181
260

| Date | Sampling Time | Weather Condition | Filter paper no. | Filter Weight, g | | Elapse Time, hr | | Sampling Time, hr | Flow Rate, m^3/min | | | Total Volume, m^3 | TSP Level, $\mu\text{g}/\text{m}^3$ |
|-----------|---------------|-------------------|------------------|------------------|--------|-----------------|----------|-------------------|------------------------------------|-----------------|---------|----------------------------|-------------------------------------|
| | | | | Initial | Final | Initial | Final | | Initial, Q_{si} | Final, Q_{sf} | Average | | |
| 1/8/2011 | 8:00 | Fine | 000890 | 2.8190 | 2.9575 | 14589.45 | 14613.45 | 24.00 | 1.08 | 1.08 | 1.08 | 1555 | 89 |
| 6/8/2011 | 8:00 | Sunny | 000859 | 2.7617 | 2.8431 | 14616.45 | 14640.44 | 23.99 | 1.08 | 1.08 | 1.08 | 1555 | 52 |
| 12/8/2011 | 8:00 | Sunny | 000844 | 2.7716 | 2.8351 | 14643.44 | 14667.44 | 24.00 | 1.08 | 1.08 | 1.08 | 1560 | 41 |
| 18/8/2011 | 8:00 | Sunny | 000955 | 2.8065 | 2.8347 | 14670.44 | 14694.44 | 24.00 | 1.11 | 1.11 | 1.11 | 1605 | 18 |
| 24/8/2011 | 8:00 | Fine | 001121 | 2.7921 | 2.9033 | 14697.44 | 14721.44 | 24.00 | 1.12 | 1.12 | 1.12 | 1611 | 69 |

Report on 1-hour TSP monitoring
Action Level ($\mu\text{g}/\text{m}^3$) - 332
Limit Level ($\mu\text{g}/\text{m}^3$) - 500

| Date | Sampling Time | Weather Condition | Filter paper no. | Filter Weight, g | | Elapse Time, hr | | Sampling Time, hr | Flow Rate, m^3/min | | | Total Volume, m^3 | TSP Level, $\mu\text{g}/\text{m}^3$ |
|-----------|---------------|-------------------|------------------|------------------|--------|-----------------|----------|-------------------|------------------------------------|-----------------|---------|----------------------------|-------------------------------------|
| | | | | Initial | Final | Initial | Final | | Initial, Q_{si} | Final, Q_{sf} | Average | | |
| 2/8/2011 | 9:45 | Fine | 000939 | 2.7720 | 2.7855 | 14613.45 | 14614.45 | 1.00 | 1.14 | 1.14 | 1.14 | 69 | 197 |
| 2/8/2011 | 10:45 | Fine | 000943 | 2.7534 | 2.7640 | 14614.45 | 14615.45 | 1.00 | 1.14 | 1.14 | 1.14 | 69 | 155 |
| 2/8/2011 | 13:32 | Fine | 000944 | 2.7641 | 2.7815 | 14615.45 | 14616.45 | 1.00 | 1.14 | 1.14 | 1.14 | 69 | 254 |
| 8/8/2011 | 8:15 | Sunny | 000996 | 2.7672 | 2.7723 | 14640.44 | 14641.44 | 1.00 | 1.11 | 1.11 | 1.11 | 67 | 76 |
| 8/8/2011 | 9:20 | Sunny | 000994 | 2.7619 | 2.7670 | 14641.44 | 14642.44 | 1.00 | 1.11 | 1.11 | 1.11 | 67 | 77 |
| 8/8/2011 | 10:28 | Sunny | 000992 | 2.7756 | 2.7803 | 14642.44 | 14643.44 | 1.00 | 1.11 | 1.11 | 1.11 | 67 | 71 |
| 13/8/2011 | 8:45 | Sunny | 000963 | 2.8166 | 2.8222 | 14667.44 | 14668.44 | 1.00 | 1.11 | 1.11 | 1.11 | 67 | 84 |
| 13/8/2011 | 9:47 | Sunny | 000966 | 2.8047 | 2.8104 | 14668.44 | 14669.44 | 1.00 | 1.11 | 1.11 | 1.11 | 67 | 85 |
| 13/8/2011 | 11:00 | Sunny | 000965 | 2.7940 | 2.8025 | 14669.44 | 14670.44 | 1.00 | 1.11 | 1.11 | 1.11 | 67 | 127 |
| 19/8/2011 | 8:18 | Sunny | 000828 | 2.8091 | 2.8139 | 14694.44 | 14695.44 | 1.00 | 1.11 | 1.11 | 1.11 | 67 | 72 |
| 19/8/2011 | 9:26 | Sunny | 001059 | 2.7897 | 2.7936 | 14695.44 | 14696.44 | 1.00 | 1.11 | 1.11 | 1.11 | 67 | 58 |
| 19/8/2011 | 10:30 | Sunny | 001062 | 2.7941 | 2.7988 | 14696.44 | 14697.44 | 1.00 | 1.11 | 1.11 | 1.11 | 67 | 70 |
| 25/8/2011 | 8:20 | Fine | 001173 | 2.7520 | 2.7613 | 14721.44 | 14722.44 | 1.00 | 1.12 | 1.12 | 1.12 | 67 | 138 |
| 25/8/2011 | 9:38 | Fine | 001174 | 2.7755 | 2.7871 | 14722.44 | 14723.44 | 1.00 | 1.15 | 1.15 | 1.15 | 69 | 168 |
| 25/8/2011 | 13:00 | Fine | 001175 | 2.7733 | 2.7799 | 14723.44 | 14724.44 | 1.00 | 0.98 | 0.98 | 0.98 | 59 | 113 |



Location: CMA6a - WD2 PRE Office

Report on 24-hour TSP monitoring

Action Level - 187.3 $\mu\text{g}/\text{m}^3$
Limit Level - 260 $\mu\text{g}/\text{m}^3$

| Date | Sampling Time | Weather Condition | Filter paper no. | Filter Weight, g | | Elapse Time, hr | | Sampling Time, hr | Flow Rate, m^3/min | | | Total Volume, m^3 | TSP Level, $\mu\text{g}/\text{m}^3$ |
|------------|---------------|-------------------|------------------|------------------|--------|-----------------|----------|-------------------|------------------------------------|-----------------|---------|----------------------------|-------------------------------------|
| | | | | Initial | Final | Initial | Final | | Initial, Q_{si} | Final, Q_{sf} | Average | | |
| 1/8/2011 | 8:00 | Fine | 000889 | 2.8075 | 2.9210 | 12887.21 | 12911.21 | 24.00 | 1.22 | 1.23 | 1.22 | 1761 | 64 |
| 6/8/2011 | 8:00 | Sunny | 000860 | 2.7746 | 2.8666 | 12914.20 | 12938.20 | 24.00 | 1.22 | 1.22 | 1.22 | 1762 | 52 |
| 12/8/2011 | 8:00 | Sunny | 000845 | 2.7577 | 2.8288 | 12941.20 | 12965.21 | 24.01 | 1.23 | 1.23 | 1.23 | 1767 | 40 |
| 18/8/2011 | 8:00 | Sunny | 000990 | 2.7712 | 2.8322 | 12968.21 | 12992.20 | 23.99 | 1.20 | 1.20 | 1.20 | 1729 | 35 |
| 25/8/2011* | 14:10 | Fine | 001076 | 2.7814 | 2.9524 | 12998.20 | 13022.20 | 24.00 | 1.18 | 1.18 | 1.18 | 1706 | 100 |

* Due to lack of electricity supply, 24-hr TSP rescheduled from 24 Aug 2011 to 25 Aug 2011

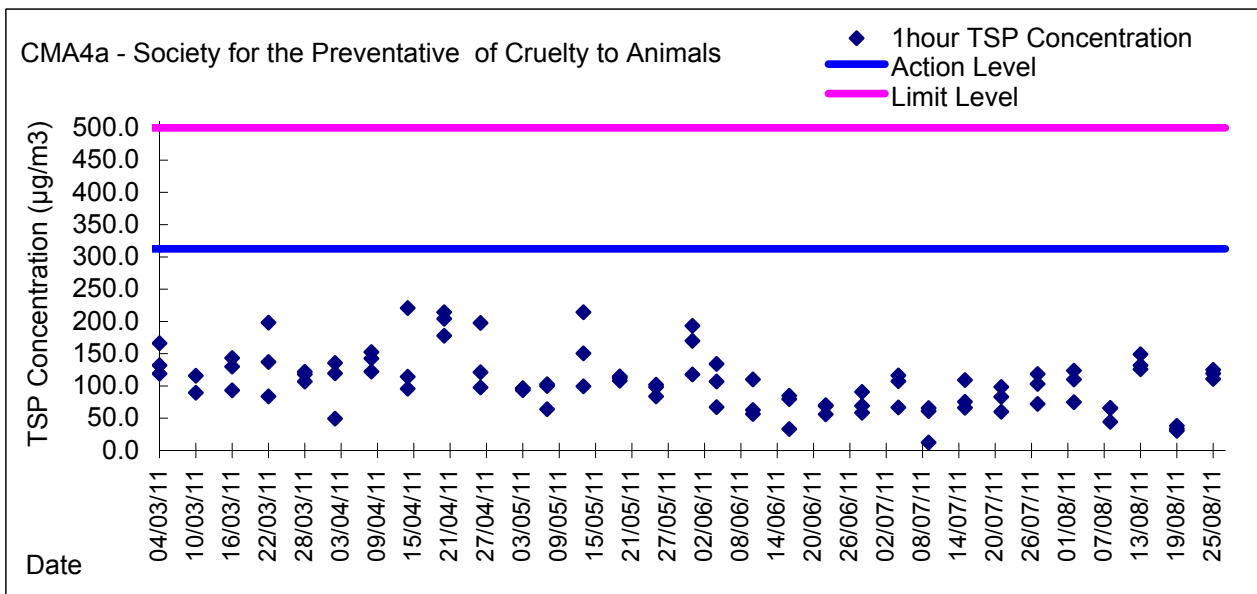
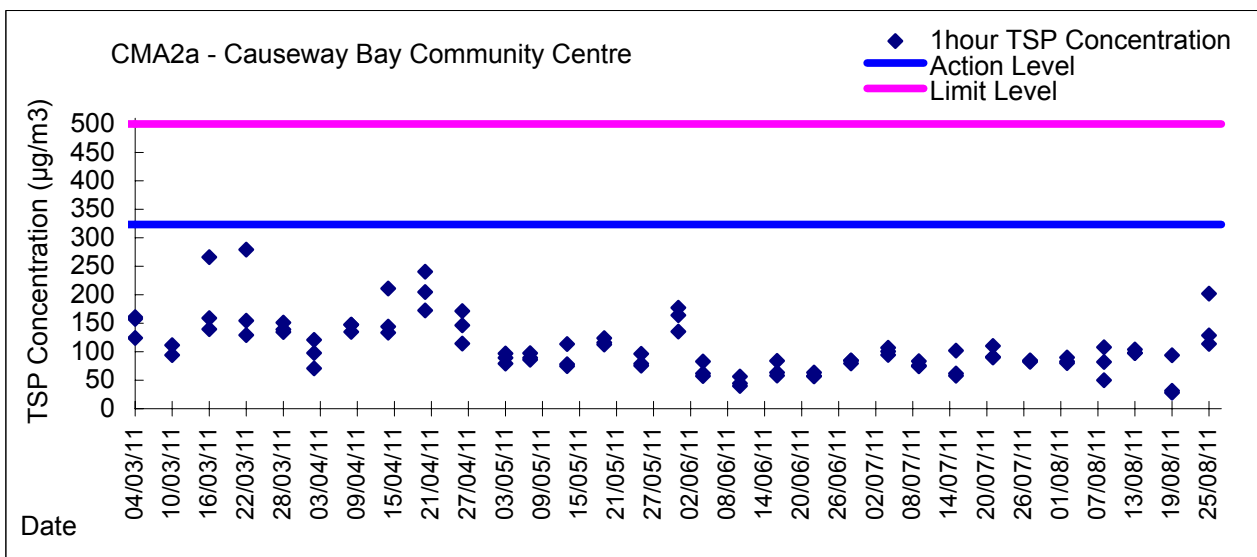
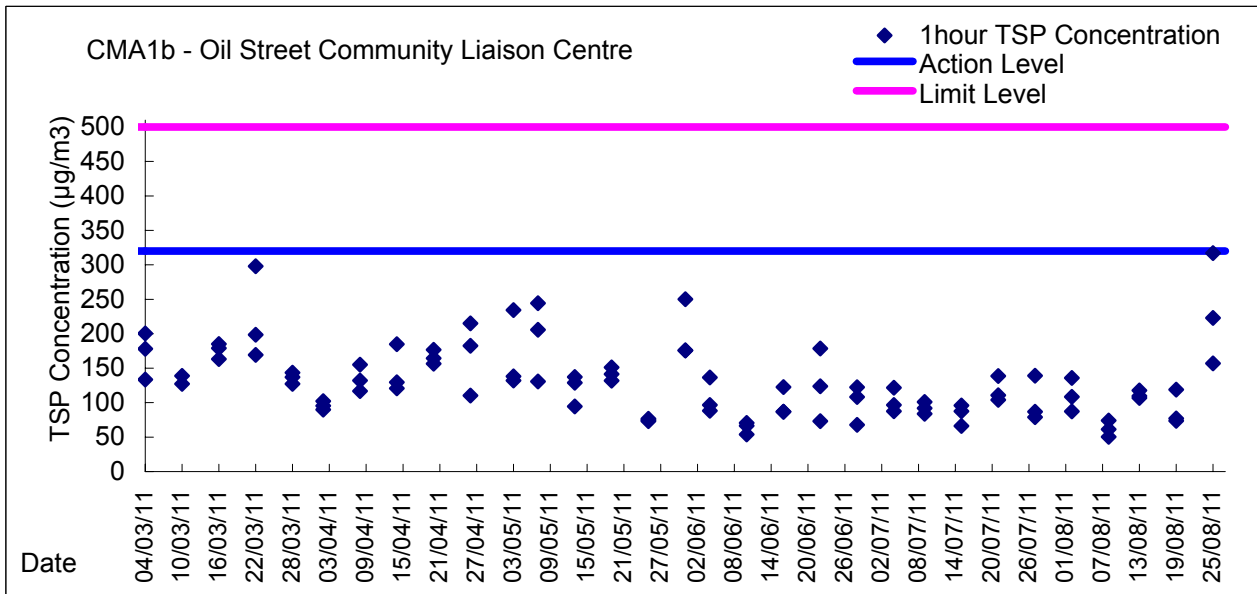
Report on 1-hour TSP monitoring

Action Level - 300.1 $\mu\text{g}/\text{m}^3$
Limit Level - 500 $\mu\text{g}/\text{m}^3$

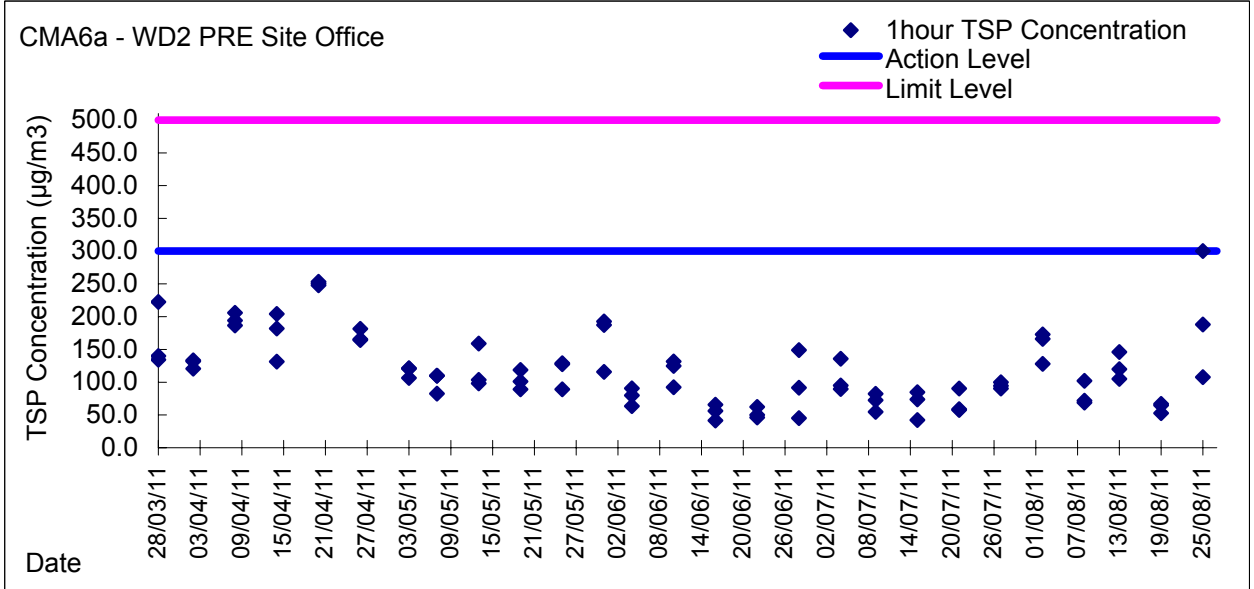
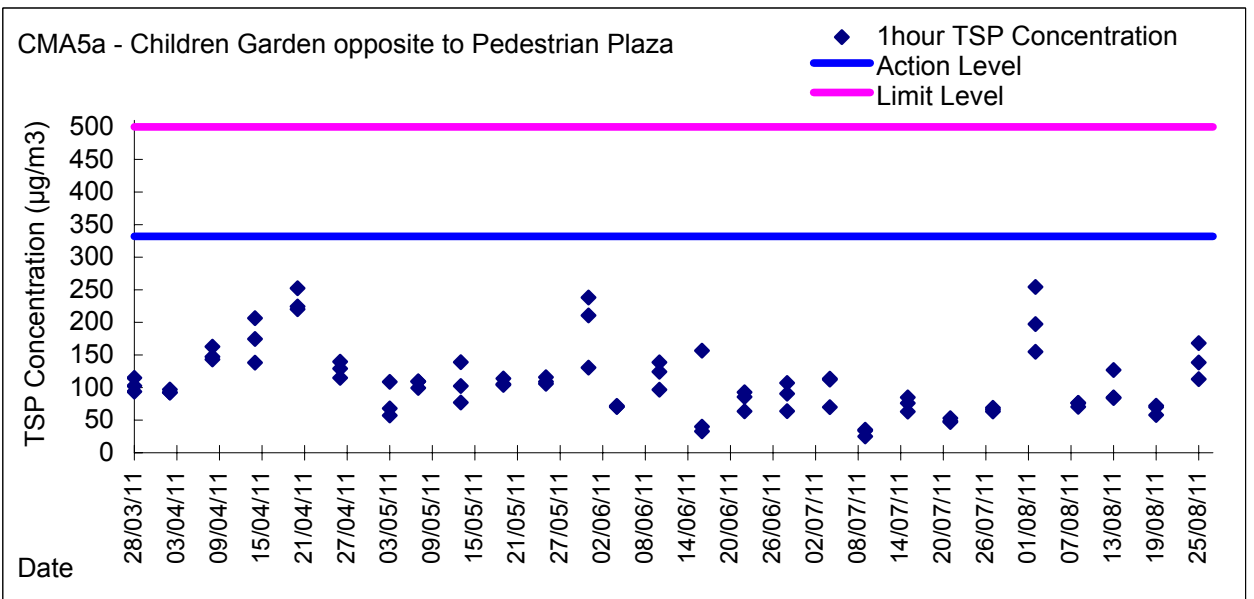
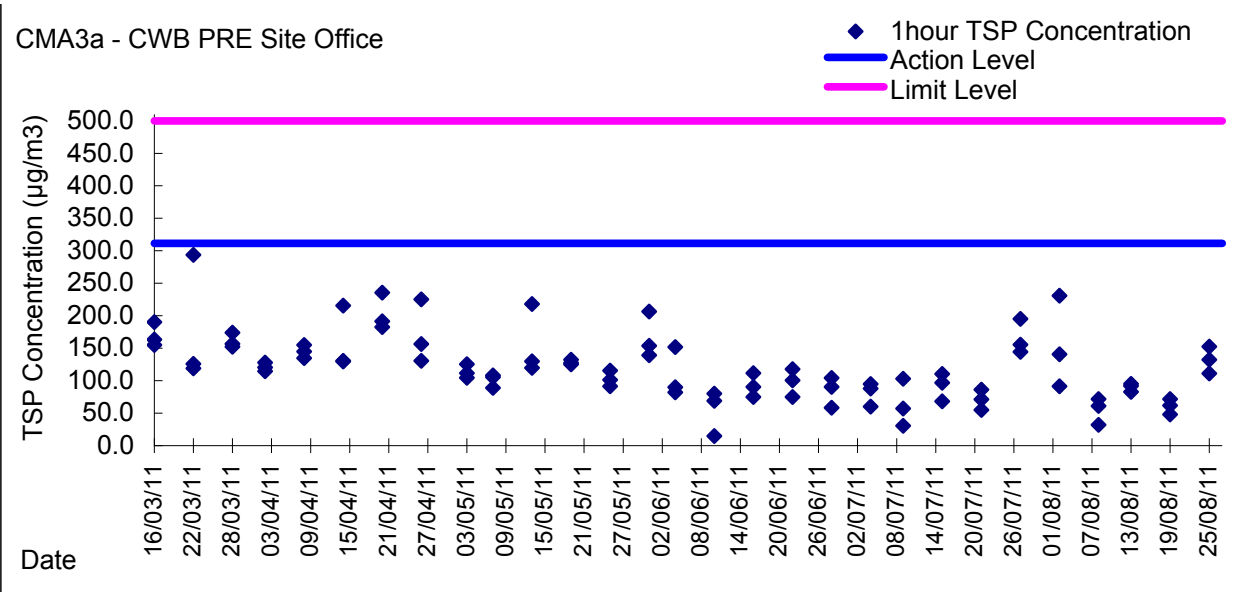
| Date | Sampling Time | Weather Condition | Filter paper no. | Filter Weight, g | | Elapse Time, hr | | Sampling Time, hr | Flow Rate, m^3/min | | | Total Volume, m^3 | TSP Level, $\mu\text{g}/\text{m}^3$ |
|-----------|---------------|-------------------|------------------|------------------|--------|-----------------|----------|-------------------|------------------------------------|-----------------|---------|----------------------------|-------------------------------------|
| | | | | Initial | Final | Initial | Final | | Initial, Q_{si} | Final, Q_{sf} | Average | | |
| 2/8/2011 | 9:30 | Fine | 000949 | 2.7848 | 2.7970 | 12911.21 | 12912.21 | 1.00 | 1.23 | 1.23 | 1.23 | 74 | 166 |
| 2/8/2011 | 10:41 | Fine | 000947 | 2.7689 | 2.7783 | 12912.21 | 12913.21 | 1.00 | 1.23 | 1.23 | 1.23 | 74 | 128 |
| 2/8/2011 | 13:15 | Fine | 000942 | 2.7789 | 2.7915 | 12913.21 | 12914.20 | 0.99 | 1.23 | 1.23 | 1.23 | 73 | 173 |
| 8/8/2011 | 8:27 | Sunny | 000995 | 2.7571 | 2.7646 | 12938.20 | 12939.20 | 1.00 | 1.23 | 1.23 | 1.23 | 74 | 102 |
| 8/8/2011 | 10:41 | Sunny | 000993 | 2.7510 | 2.7563 | 12939.20 | 12940.20 | 1.00 | 1.23 | 1.22 | 1.23 | 73 | 72 |
| 8/8/2011 | 13:15 | Sunny | 000846 | 2.7761 | 2.7812 | 12940.20 | 12941.20 | 1.00 | 1.22 | 1.22 | 1.22 | 73 | 69 |
| 13/8/2011 | 8:25 | Sunny | 000964 | 2.7987 | 2.8094 | 12965.21 | 12966.21 | 1.00 | 1.23 | 1.23 | 1.23 | 74 | 146 |
| 13/8/2011 | 9:35 | Sunny | 000968 | 2.8019 | 2.8096 | 12966.21 | 12967.21 | 1.00 | 1.23 | 1.23 | 1.23 | 74 | 105 |
| 13/8/2011 | 10:40 | Sunny | 000967 | 2.8103 | 2.8191 | 12967.21 | 12968.21 | 1.00 | 1.23 | 1.23 | 1.23 | 74 | 120 |
| 19/8/2011 | 8:33 | Sunny | 000825 | 2.8174 | 2.8223 | 12992.20 | 12993.20 | 1.00 | 1.23 | 1.23 | 1.23 | 74 | 67 |
| 19/8/2011 | 9:37 | Sunny | 001060 | 2.8038 | 2.8086 | 12993.20 | 12994.20 | 1.00 | 1.23 | 1.23 | 1.23 | 74 | 65 |
| 19/8/2011 | 10:40 | Sunny | 001061 | 2.8038 | 2.8077 | 12994.20 | 12995.20 | 1.00 | 1.23 | 1.23 | 1.23 | 74 | 53 |
| 25/8/2011 | 8:16 | Fine | 001063 | 2.7868 | 2.8086 | 12995.20 | 12996.20 | 1.00 | 1.21 | 1.21 | 1.21 | 73 | 300 |
| 25/8/2011 | 9:25 | Fine | 001172 | 2.7586 | 2.7715 | 12996.20 | 12997.20 | 1.00 | 1.13 | 1.14 | 1.14 | 69 | 188 |
| 25/8/2011 | 13:00 | Fine | 001176 | 2.7554 | 2.7627 | 12997.20 | 12998.20 | 1.00 | 1.13 | 1.13 | 1.13 | 68 | 108 |



Graphic Presentation of 1 hour TSP Result

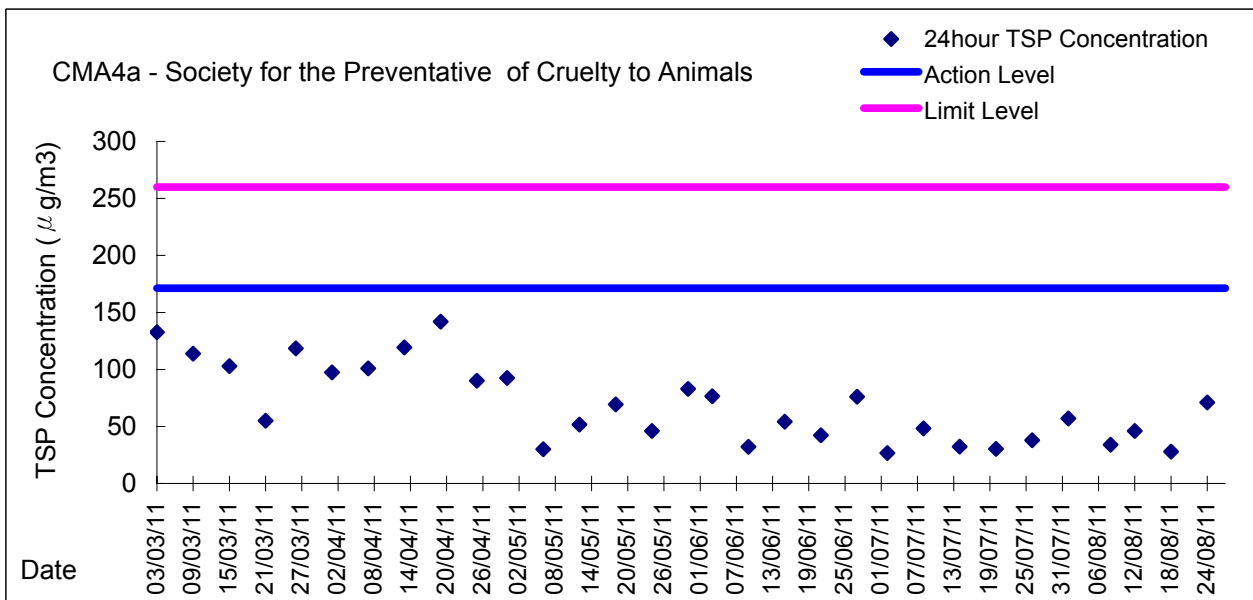
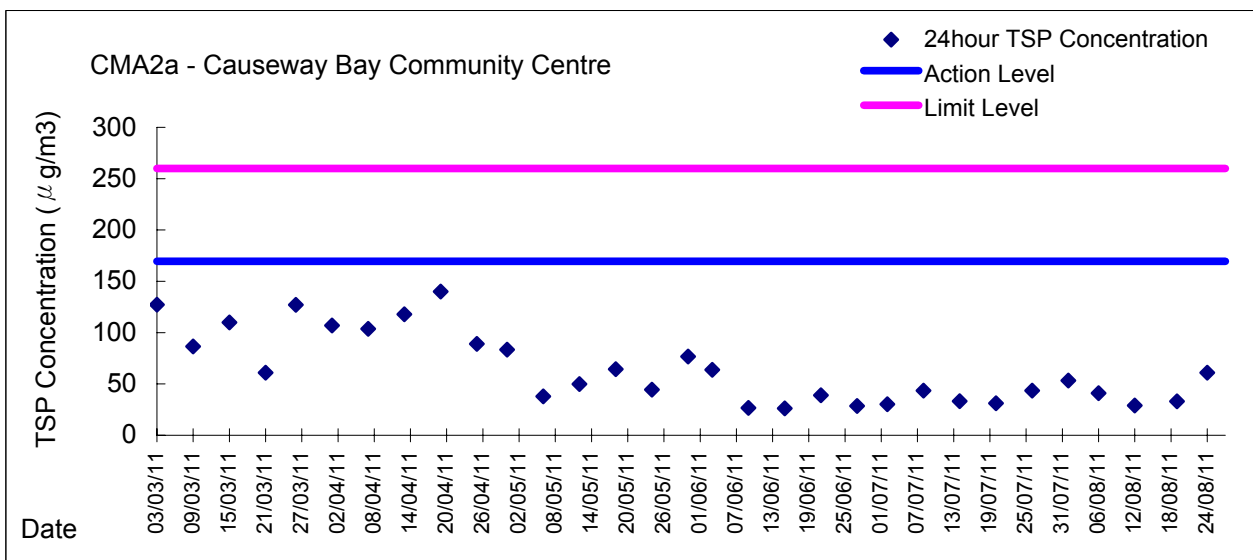
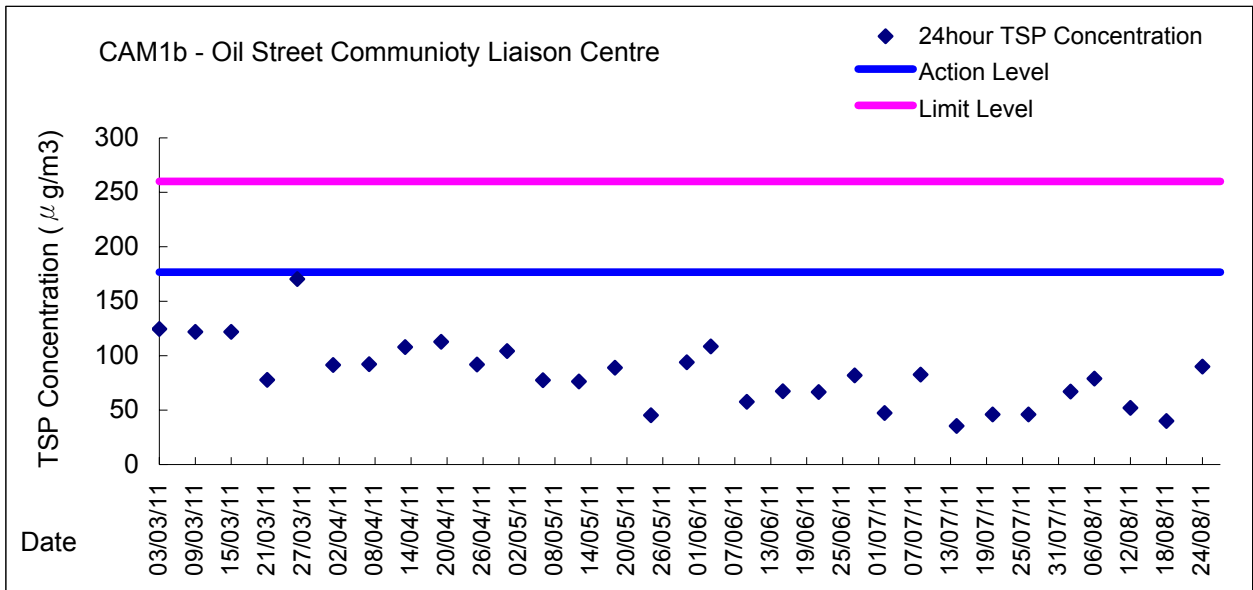


Graphic Presentation of 1 hour TSP Result



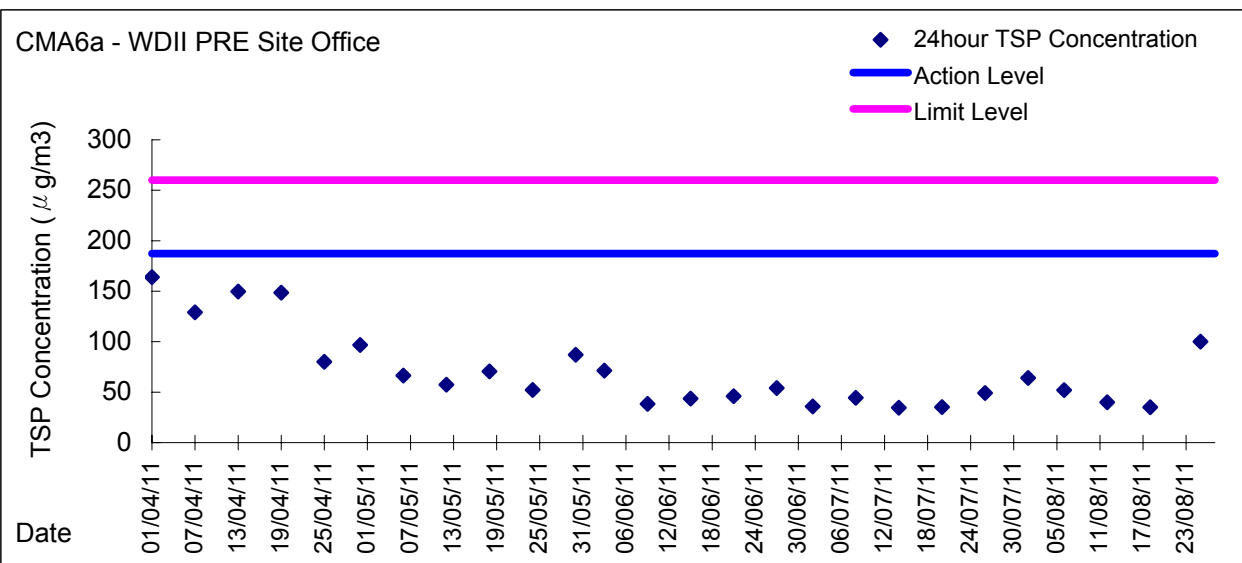
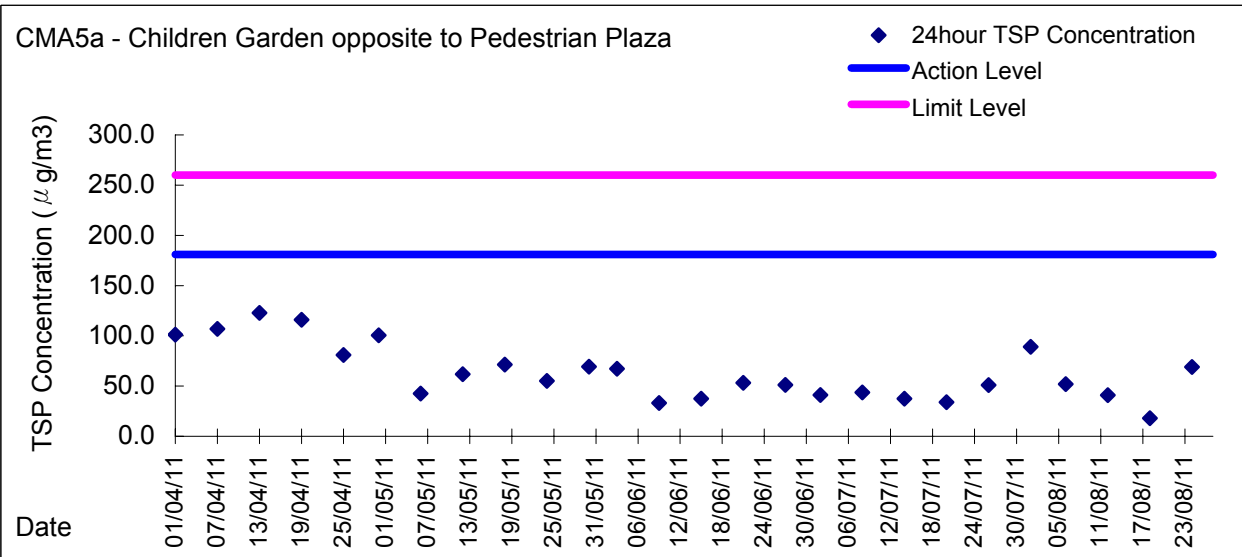
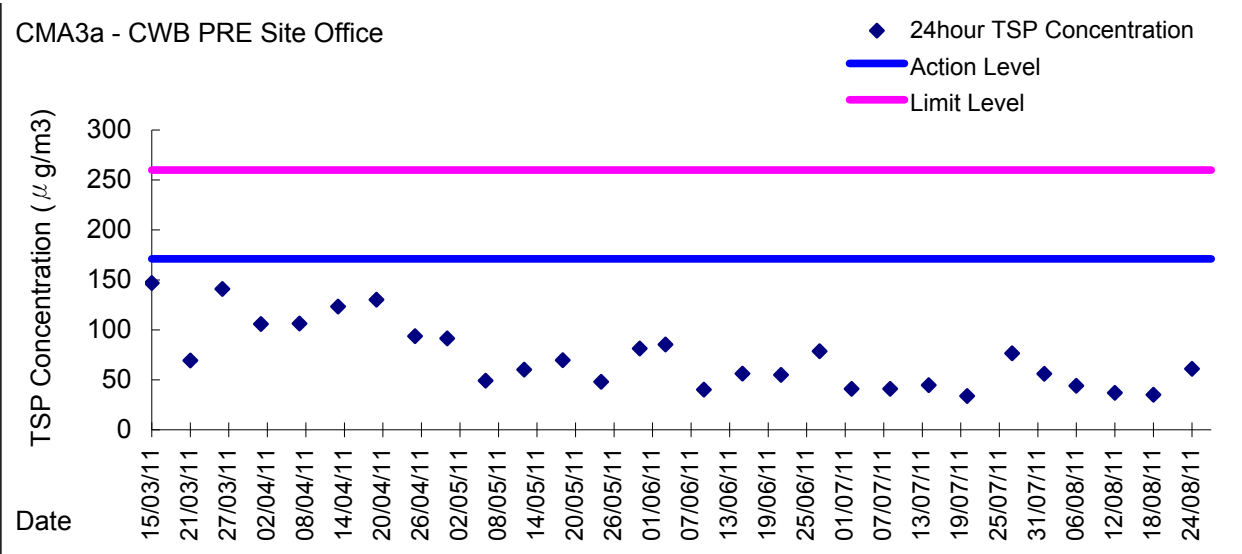


Graphic Presentation of 24 hour TSP Result





Graphic Presentation of 24 hour TSP Result





Field Data Record Sheet

Monitoring Date: 4 August 2011

Weather Condition: Fine

Tidal Condition: EBB

Temperature: 33.5°C

Relative Humidity: 65%

| Location | Time | Temperature (°C) | Relative Humidity (%) | Odour Intensity | Odour Nature | Possible Odour Sources | Duration | Wind Speed(m/s) | Wind Direction | Remarks |
|----------|-------|------------------|-----------------------|-----------------|--------------|------------------------|--------------|-----------------|----------------|---------|
| OP1 | 14:54 | 35.6 | 56.5 | 0 | -- | -- | -- | 0.9 | W | -- |
| OP2 | 14:50 | 35.5 | 56.9 | 0 | -- | -- | -- | 0.4 | W | -- |
| OP2a | 14:46 | 35.4 | 55.0 | 0 | -- | -- | -- | 1.0 | W | -- |
| OP3 | 14:40 | 34.7 | 57.8 | 0 | -- | -- | -- | 0.6 | W | -- |
| OP4 | 14:36 | 35.0 | 57.9 | 1 | Oil | Floating debris | Intermittent | 1.1 | W | -- |
| OP5 | 14:31 | 34.2 | 59.1 | 0 | -- | -- | -- | 1.4 | W | -- |
| OP6 | 14:24 | 33.6 | 60.5 | 0 | -- | -- | -- | 0.3 | W | -- |
| OP7 | 14:16 | 31.3 | 66.4 | 0 | -- | -- | -- | 0.5 | W | -- |

Remarks: The perceived odour intensity is to be divided into 5 levels which are ranked in the descending order as follows:

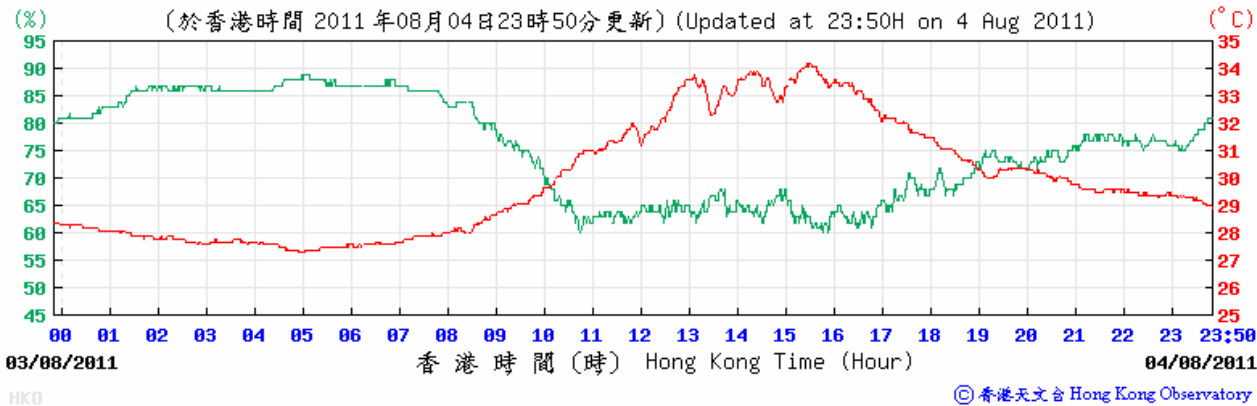
- 0 - Not detected. No odour perceived or an odour so weak that it cannot be easily characterised or described;
- 1 - Slight Identifiable odour, and slight chance to have odour nuisance;
- 2 - Moderate Identifiable odour, and moderate chance to have odour nuisance;
- 3 - Strong Identifiable, likely to have odour nuisance;
- 4 - Extreme Severe odour, and unacceptable odour level.

Meteorological Conditions on 4 August 2011

• **Hong Kong Observatory Weather Station at Hong Kong Observatory**

Air Temperature: 27.3-34.2°C Relative humidity: 62-88%

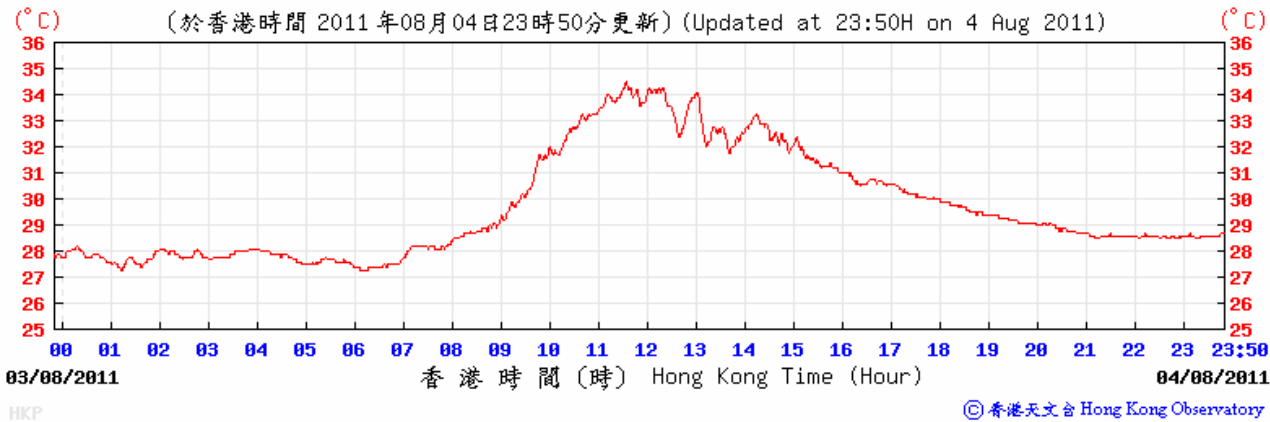
Temperature/Humidity:



• **Hong Kong Observatory Weather Station at Hong Kong Park**

Air Temperature: 27.3-34.5°C

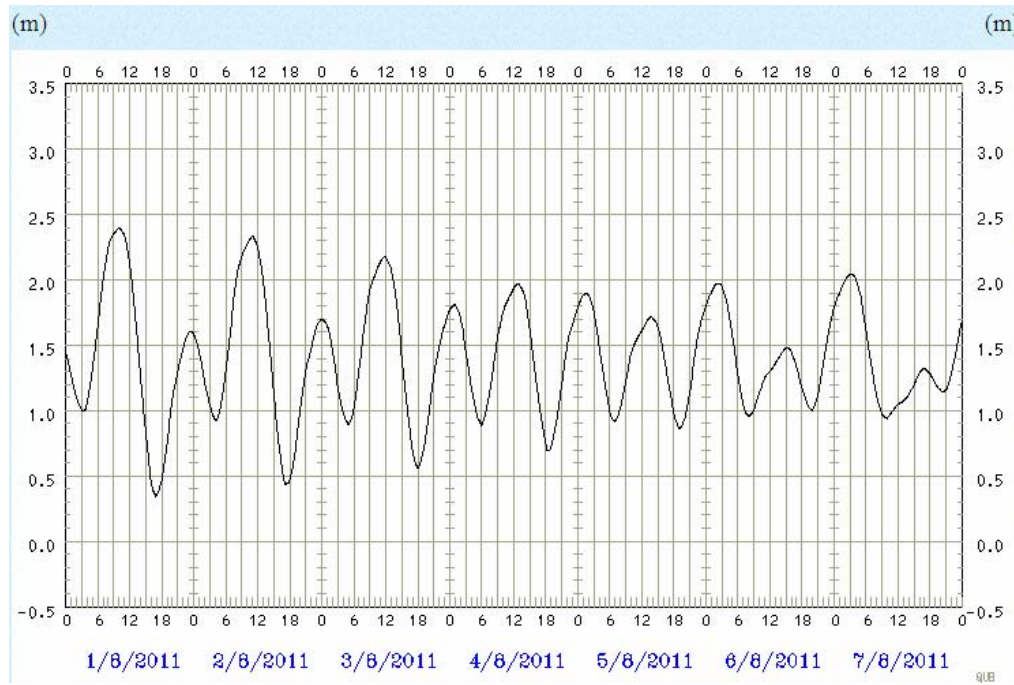
Temperature/Humidity:



Meteorological Conditions on 4 August 2011

- The tidal data at Quarry Bay Station**

| Tide Time | Tide Height (m) |
|-----------|-----------------|
| 0:42 | 1.8 |
| 5:53 | 0.9 |
| 12:43 | 2.0 |
| 18:31 | 0.7 |





Field Data Record Sheet

Monitoring Date: 23 August 2011 Weather Condition: Fine Tidal Condition: FLOOD
Temperature: 31°C Relative Humidity: 67%

| Location | Time | Temperature (°C) | Relative Humidity (%) | Odour Intensity | Odour Nature | Possible Odour Sources | Duration | Wind Speed(m/s) | Wind Direction | Remarks |
|----------|-------|------------------|-----------------------|-----------------|--------------|------------------------|--------------|-----------------|----------------|---------|
| OP1 | 14:38 | 34.8 | 56.6 | 0 ~ 1 | Fishy | Sea | Intermittent | 1.4 | SW | -- |
| OP2 | 14:32 | 35.5 | 54.8 | 0 | -- | -- | -- | 2.3 | SW | -- |
| OP2a | 14:25 | 34.7 | 57.0 | 0 | -- | -- | -- | 2.7 | SW | -- |
| OP3 | 14:20 | 35.2 | 55.2 | 0 | -- | -- | -- | 0.6 | SW | -- |
| OP4 | 14:16 | 34.1 | 57.4 | 0 ~ 1 | Oil | Sea | Intermittent | 1.2 | SW | -- |
| OP5 | 14:12 | 33.7 | 59.5 | 0 | -- | -- | -- | 1.7 | SW | -- |
| OP6 | 14:07 | 33.6 | 59.7 | 0 ~ 1 | Rotten egg | Sea | Intermittent | 1.5 | SW | -- |
| OP7 | 13:57 | 33.0 | 61.3 | 0 ~ 1 | Fishy | Sea | Intermittent | 0.2 | SW | -- |

Remarks: The perceived odour intensity is to be divided into 5 levels which are ranked in the descending order as follows:
0 - Not detected. No odour perceived or an odour so weak that it cannot be easily characterised or described;
1 - Slight Identifiable odour, and slight chance to have odour nuisance;
2 - Moderate Identifiable odour, and moderate chance to have odour nuisance;
3 - Strong Identifiable, likely to have odour nuisance;
4 - Extreme Severe odour, and unacceptable odour level.

Meteorological Conditions on 23 August 2011

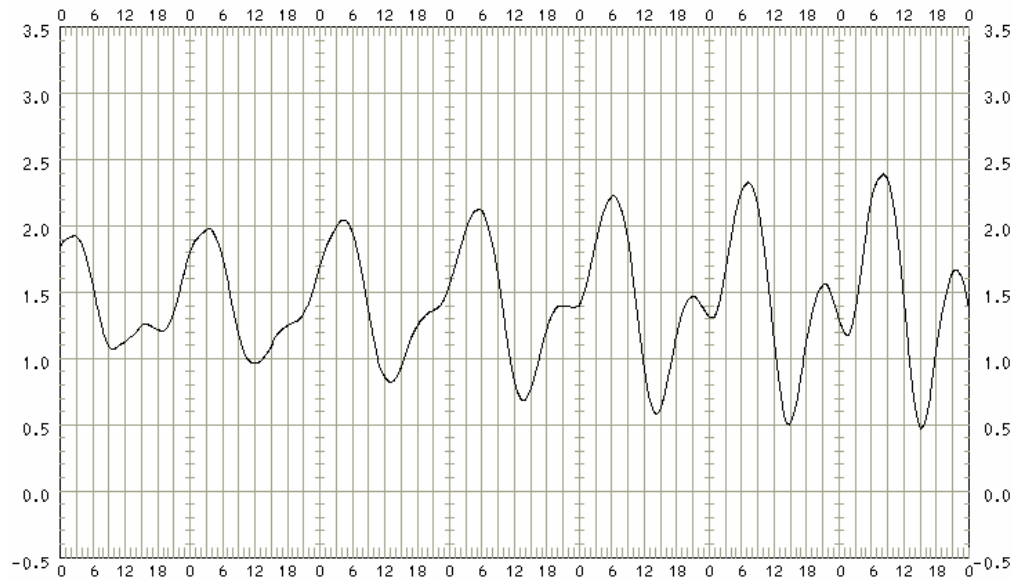
- **Hong Kong Observatory Weather Station at Hong Kong Observatory**
 Air Temperature: 28.2-32.4°C Relative humidity: 64-86%

- **Hong Kong Observatory Weather Station at Hong Kong Park**
 Air Temperature: 27.5-33.3°C

Remarks: The graphic presentation of the meteorological conditions at observatory weather stations are not available to show in the website.

- **The tidal data at Quarry Bay Station**

| Date | Tide Time | Tide Height (m) |
|-------------|-----------|-----------------|
| 23 Aug 2011 | 3:27 | 2.0 |
| 23 Aug 2011 | 12:12 | 1.0 |
| 24 Aug 2011 | 4:24 | 2.0 |



22/8/2011 23/8/2011 24/8/2011 25/8/2011 26/8/2011 27/8/2011 28/8/2011